

# Homework and Remote Learning for Squirrels Class

Date: Wednesday 6<sup>th</sup> January 2021

Date due: Friday 8<sup>th</sup> January 2021

Each half term your child must earn a **minimum of 10 points** through the homework tasks they complete.

Please encourage your child to work towards these required points by choosing from any of the tasks

Reading/Phonics tasks = Compulsory  
Time tables = Compulsory (Yr2 - Yr6 ONLY)  
**See website for additional activities**

## Timetables = Compulsory

- Practise counting in 5s forwards and backwards. Can you clap your hands, stomp your feet or jump up and down when counting in 5s? To challenge yourself, can you count in 5s forwards and backwards from any multiple of 5? Do you notice a pattern?
- Can you show your understanding of MULTIPLICATION by showing 'groups of' or 'lots of' of objects? For example, show 3 groups of 5 pasta pieces or Lego bricks. To challenge yourself, focus on grouping lots of 2s, 10s and 5s!



## Reading Task - = Compulsory

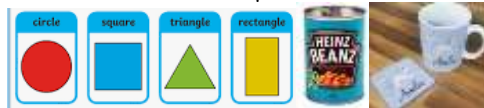
- Read your phonics book at least 4 times a week. Focus on segmenting and blending. To challenge yourself, can you practise reading the 'Year 1 common exception words' (tricky words - see attached)?
- Enjoy reading a variety of books. Create a book review: draw a picture of the book you have read and write a sentence about whether or not you enjoyed the book and explain why. Would you recommend it to others?



## Maths = 4 points


### Log on to Mathletics

- You have done an amazing job at answering ADDITION (+) and SUBTRACTION (-) questions. There are lots of games on Topmarks that you can play to challenge yourself: <https://www.topmarks.co.uk/addition/robot-addition>
- We have learned about 2D and 3D shapes! Go on a 'Shape Hunt' around your home - what shapes can you find? For example, a tin of beans is a 3D shape called a cylinder, a coaster for your drink is a 2D shape called a square. Remember, a 2D shape is FLAT and a 3D shape is FAT!



## Topic (History and Geography) = 3 points

- Sammy the Squirrel would like to know about the four seasons in the United Kingdom. Create a poster of the four seasons and draw pictures that relate to each season, for example, in Autumn leaves turn orange and fall off trees and in Summer it is sunny and warm. To challenge yourself, could you add the months of the year that belong to each season?
- We will be learning about Mary Seacole after half term. Research some facts about her and create a fact file or poster. We will show all that we have researched to the rest of the class after!



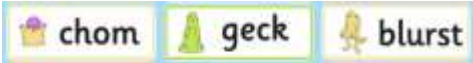
## Science = 2 points

- Go on a mini-beast hunt! You might find some hidden under logs, twigs, leaves, in the bark of trees or flying in the air! What invertebrates can you find?
- We are learning about animals! Research into a variety of animals and find out what they are including: fish, amphibians, reptiles, mammals, birds and invertebrates
- Sing and dance to: <https://www.youtube.com/watch?v=3yrikH2QEFA> to learn about carnivores, omnivores and herbivores. Which food group do you belong to?
- It is important to take care of our environment (our home) and the homes for mini-beasts and other creatures. Create a 'Bug Hotel' so that mini-beasts have somewhere to live by gathering twigs, leaves, using scrunched up old newspapers or toilet roll cylinders!



**Phonics/Spellings = Compulsory**

We have been learning Phase 4 which means further concentrating on Phase 2 & 3 graphemes and applying the sounds to real and alien (fake) words such as:



Practise reading words (see attached for examples of Phase 4) - focusing on sounding them out and blending them. Can you create alien words using Phase 2 & 3 sounds?

**Music/P.E. = 2 points**

- In P.E, we are learning about how to balance, move with control and coordination. This will develop your body parts such as your arms and legs! Try this animal themed yoga: <https://www.youtube.com/watch?v=KRw6sGwN4U4> or <https://www.youtube.com/watch?v=0hvwLdk5D5g>
- In Music, we have been finding the beat of a song by clapping and using instruments. Create your own instrument and use it to find the beat of your favourite song! You could use an old water bottle or jar and fill it with rice and use it as a maraca!



Parent/Carer signature.....

(On completion)

Comments:

## Year 1 Common Exception Words

the  
a  
do  
to  
today  
of  
said  
says  
are  
were  
was

is  
his  
has  
I  
you  
your  
they  
be  
he  
me  
she  
we

no  
go  
so  
by  
my  
here  
there  
where  
love  
come  
some

one  
once  
ask  
friend  
school  
put  
push  
pull  
full  
house  
our

# My Phase 4 Initial Blends Sound Mat

bl



black

br



brush

cl



clown

cr



crab

dr



drink

fl



flag

fr



frog

gl



glasses

gr



grandpa

sm



smell

sn



sniff

pl



plum

pr



printer

sc



scarf

scr



screen

shr



shrimp

sk



skunk

sl



sleep

sp



spoon

st



starfish

str



string

thr



throw

tr



tree

tw



twins